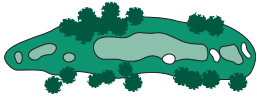



1



A great starting hole, a short par 4 to get you loosened up! But keep it in the fairway to leave yourself a short iron to the green.

2

Play your tee shot down the left center of the fairway, avoiding the fairway bunker. The second shot on this hole is slightly uphill so use one more club than usual.




3



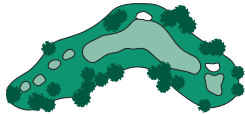
Grip it and rip it! This par 5 gives you a wide open fairway to aim at off the tee. But careful with your second shot or you could end up in the rock bed protecting the front of the green.

4

One of the most difficult par 4's at White Bluff. A good long tee shot is a must to leave you a mid to long iron into a well protected green.



5



This dogleg right can be shortened by aiming over the trees on the right side of the fairway. But don't get greedy or you could be hitting three from the tee. Leave the ball short of the hole on this very tricky green.

6

Here is your first real birdie opportunity. A good tee shot and a smart second shot should leave you with a wedge in your hand. Avoid going left on your approach shot or you will end up wet.



7



A beautiful par 3! Hitting from an elevated tee to a nice big green, a mid to long iron should have you putting.

8

Watch the tree on the left side of the fairway. Keep your tee shot down the right center to leave yourself a mid iron into a long skinny green.



9



Check the wind here. Proper club selection is a must to give yourself a chance at par.

## THE OLD COURSE

Being a "Soft-Spike" Golf Facility allows us to provide you with the highest quality golf course conditions. Thank you for your cooperation.

**PLEASE HELP MAINTAIN OUR COURSE BY:**  
*Observing a 4 hour 15 minute pace of play policy.*  
*Play ready golf.*

*Please keep carts on paths around tees and greens.*  
*90° rule in effect unless otherwise stated.*

### DRESS CODE

*Men - Collared shirts, no sweat pants or cut-offs and no denim.*  
*Women - No tank tops, halter tops and no denim.*

*Please fill in divots, repair ball marks and rake bunkers.*  
*No personal coolers allowed.*

*All distance markers on tee plates, sprinkler heads and cart paths have been lasered to the middle of the green.*

● Gold 250 ● Blue 200 ○ White 150 ● Red 100

**USGA RULES WILL GOVERN ALL PLAY.**  
*All players must have a set of clubs. Golfers are responsible for any damage caused to either person or property.*

**For Tee Times, Golf Tournaments or Corporate Outings Call**  
**(254) 694-4000**

ddresorts.com

*White Bluff Resort*  
THE OLD COURSE



### COURSE RATING/SLOPE

Men's		Ladies'	
Gold	74.6/138	White	75/137
Blue	72.3/133	Red	70.3/133
White	70.2/127		
Red	66.6/116		

HOLE	1	2	3	4	5	6	7	8	9	OUT	10	11	12	13	14	15	16	17	18	IN	TOT	HDCP	NET
<b>GOLD</b>	381	404	523	446	433	485	200	400	192	3464	414	348	389	158	382	567	441	214	489	3402	6866		
<b>BLUE</b>	344	380	501	412	408	464	179	371	167	3226	394	325	365	154	367	537	422	177	457	3198	6424		
<b>WHITE</b>	333	356	469	384	362	432	131	361	145	2973	359	284	333	134	344	472	400	154	425	2905	5878		
<b>HANDICAP</b>	6	12	10	4	2	18	14	8	16		9	17	5	11	1	7	3	15	13				
<b>PAR</b>	4	4	5	4	4	5	3	4	3	36	4	4	4	3	4	5	4	3	5	36	72		
<b>RED TEE</b>	296	331	435	353	329	403	104	281	126	2658	328	255	276	120	282	390	330	89	404	2474	5132		

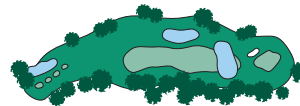
SCORER \_\_\_\_\_

TEES \_\_\_\_\_

ATTEST \_\_\_\_\_

DATE \_\_\_\_\_


10



Water, water, water! There is water left and water in the front of the green on this tight Par 4. But a big green to help you out. Check the pin position or you could have a very long putt.

11

Be careful with your tee shot on this short par 4. The fairway slopes left to right and there are bunkers guarding the left hand side of the fairway. A fairway wood or long iron is a smart play off the tee.



12




A very intimidating hole, with water off the tee and trees right and left, a straight tee shot is necessary. Your second shot is uphill so play enough club and don't leave the ball above the hole. This is our most popular hole for the three and four putts.

13

Our signature hole, a par three with a great view! Good photo opportunity here. Now back to work, carry the ravine in front of the green and you have it made. Don't try to go get a ball that doesn't make it across RATTLESNAKES.




14



A great par 4! This dogleg left will bring you to your knees if you don't play your second shot from the fairway. From there you should have a short to mid-iron into a three tiered green. Take it down the right center of the fairway off the tee.

15

This hole, the longest par 5 at White Bluff, plays uphill from the tee to the green. The premium here is put on your second shot. Proper club selection is a must to avoid the water, bunkers and deep rough on the right side. A birdie here is an excellent score.



16



A beautiful dogleg right par 4. Your number one goal here is to avoid the fairway bunkers from the elevated tee. A good tee shot will leave you a mid-iron into a green that slopes from back to front. Keep it below the hole to avoid a three putt.

17

With a creek running from tee to green, this hole proves to be one of the prettiest holes at White Bluff. A long iron is needed to hit this fairly large green. Check your pin placement or you could end up with a 90 foot putt.



18



A finishing hole that gives everyone an opportunity for a birdie. The shortest par 5 at White Bluff. Don't be greedy though, with its unforgiving green, a par can often be the best score of the day here.