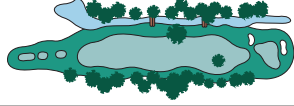

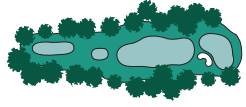
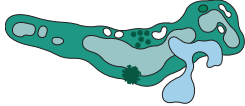


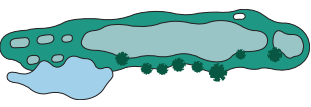
HOLE	1	2	3	4	5	6	7	8	9	OUT	10	11	12	13	14	15	16	17	18	IN	TOT	HDCP	NET
GOLD	413	374	218	387	547	182	503	424	392	3440	411	557	396	422	409	229	515	175	460	3574	7014		
BLUE	387	350	192	366	505	166	487	399	365	3217	392	507	372	402	395	216	495	162	442	3383	6600		
WHITE	362	322	165	334	482	141	465	380	350	3001	372	481	351	387	378	204	475	153	414	3215	6216		
HANDICAP	4	10	8	12	18	16	14	6	2		9	17	5	7	11	3	13	15	1				
PAR	4	4	3	4	5	3	5	4	4	36	4	5	4	4	4	3	5	3	4	36	72		
RED	330	300	131	301	422	115	355	346	300	2600	351	435	332	300	309	115	409	122	334	2707	5307		
HANDICAP	6	10	12	8	18	14	16	4	2		7	13	5	3	9	17	11	15	1				

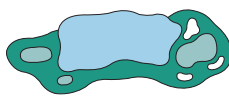
1  A very challenging starting hole. You need a good straight tee shot down the left center of the fairway to open up the green.

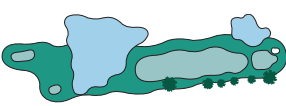
2  A short dogleg right that places a premium on the tee shot. A fairway wood or long iron will leave you with a mid to short iron to the green.

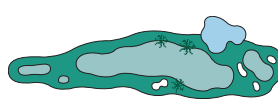
3  Hitting the green on this long par 3 is a must. There is no easy chip around this green.


4  A neat little par 4. A tee shot down the left center will leave you with a short iron to the double green.

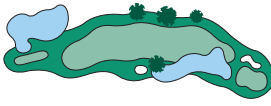
5  After hitting your drive down the middle, play your second shot with a fairway wood or long iron. Avoid the bunker on the left.

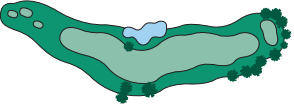
6  A wonderful par 3! Proper club selection is a must or you could end up with a very tricky putt.


7  A reachable par 5. A good tee shot and fairway wood or long iron could put you on this double green. Be careful of the water on the left.

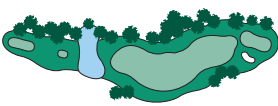
8  A straight drive and an accurate second shot to a tricky green are a must. Check the pin placement to make sure you get to the proper tier.

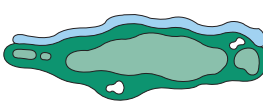
9  A solid drive down the right side will leave you with a short to mid-iron to the green positioned across the water. This hole begins to prepare you for a more difficult back nine.

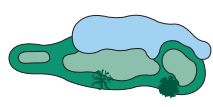
10  Aim your tee shot down the left side of the fairway. There is water over the bunker on the right side, which travels almost all the way to the green.

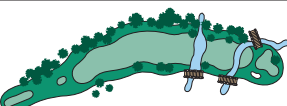
11  A great chance for a birdie here. The easiest par 5 on the course. With a properly placed tee shot you could leave yourself a mid to long iron to the green.


12  This is our signature hole. Do not hit too much club off the tee or you could end up taking a drop from the water that protects the front of this green. A right hand in placement is most difficult on this well protected green.

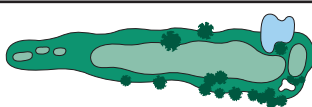
13  A par 4 that plays uphill and requires a tee shot in the fairway. Accuracy on your approach shot is a must, with a narrow green, a bunker in the front right, and trees left. Take an extra club on the approach.

14  This hole appears to be wide open from the tee, but beware of the water left and out of bounds right. Take an extra club on the approach to the elevated green.

15  A true test for any golfer. A great shot will sometimes yield a dropped ball. Water guards the entire left-hand side of the hole.

16  The premium here is put on the second shot. An accurate lay up or attempt to carry the second creek could allow a birdie for the taking here.

17  Club selection is paramount on this the shortest par three. The green is surrounded by trees and bunkers.

18  A great finishing hole. A long, straight tee shot into the prevailing wind will leave the player with a fairway wood or long iron. Beware of water left and bunker right.

COURSE RATING/SLOPE

Men's		Ladies'	
Gold	75.5/144	White	76.4/142
Blue	73.4/139	Red	71.5/130
White	72.1/130		
Red	68/116		